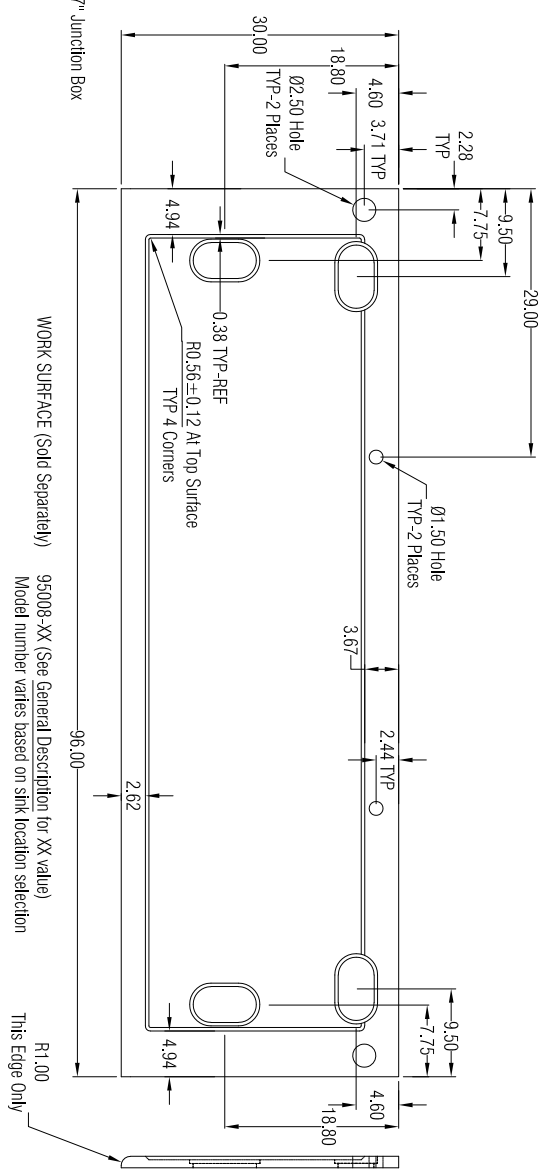
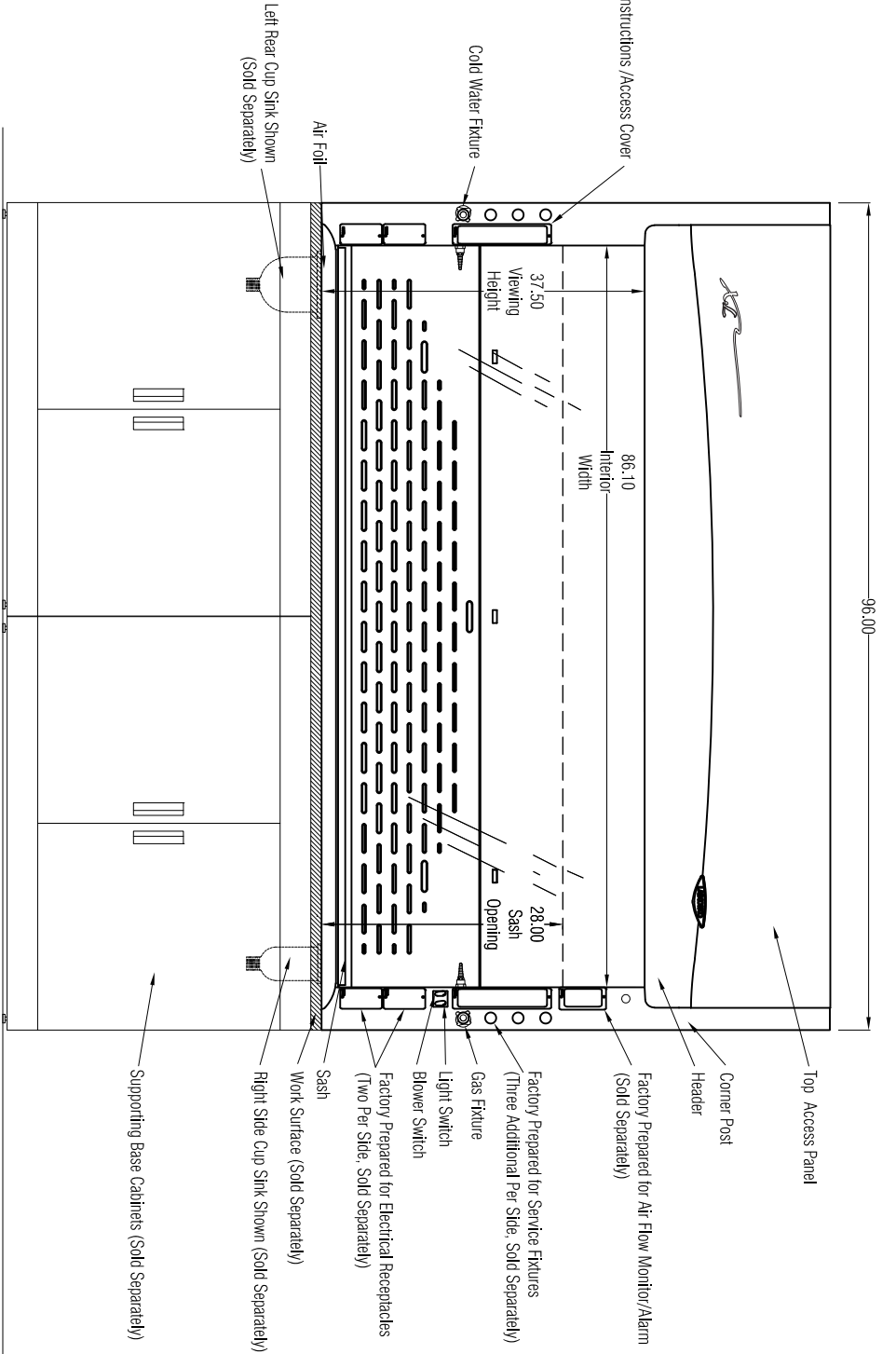


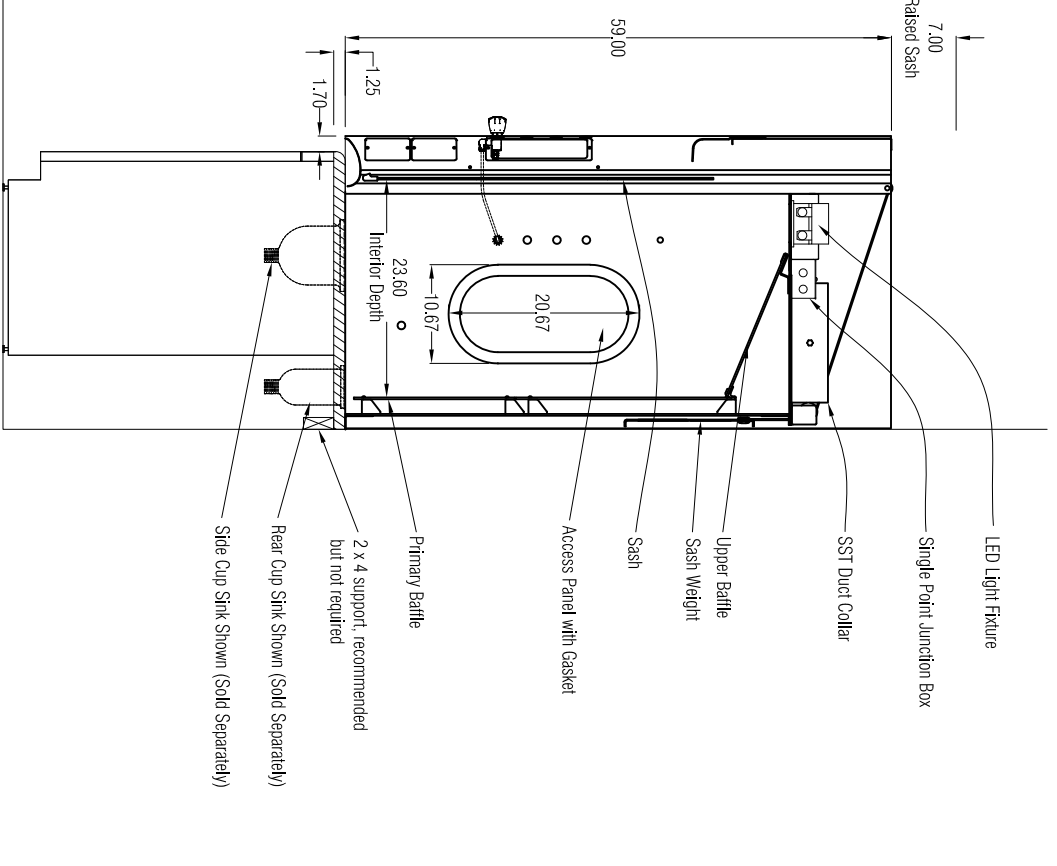
TOP VIEW



WORK SURFACE (Sold Separately)



FRONT VIEW



SIDE VIEW

GENERAL DESCRIPTION

- 8' Protector XL Laboratory Hood, 31.7" Exterior Model: 111800021
- Exterior Superstructure
- Double Wall Construction * Cold Rolled Steel
- Interior Superstructure
- Galvanized Steel (standard)
- Left / Right Facia:
- * Powder Coated Steel * Color: Glacier White
- Liner Material
- Molded Composite Sheet
- Side Panels
- * Both Sides * Removable * Color: Glacier White
- Baffles
- Molded Composite Sheet
- Interior Access Panels
- Right and Left Sides
- Gasket Provided
- Corner Post with Access Covers
- Right and Left Sides
- Cold Rolled Steel
- Air Foil
- * Cold Rolled Steel * Powder Coat Finish
- Sash
- Vertical Travel
- Tempered Safety Glass
- Counter Weighted and Balanced
- Pulley System
- Electrical Fixtures
- LED Light and Tubes w/ Switch
- Alarm / Monitor (Sold Separately)
- Factory Prepared for Air Flow Monitor/Alarm

- Wiring
- Fume Hood Wired at Factory
- Electrical Connection made inside 4x7 Junction Box
- 208-230, 50/60 Hz
- Service Fixtures
- Labconco * Color-Coded Hooded Handle * Front Loading
- Ports included to convert standard fixtures to Vacuum or Air

Standard	Service	Color
CW	Cold Water	Green
Gas	Gas	Blue
Air	Compressed Air	Orange
Vac	Vacuum	Yellow

- Plumbing
- Connections Made with Swagelok Compression Fittings
- Final Inspection by Operator
- Standard Water Piping is 1/4" Copper Tubing
- Air and Vac Piping is 1/4" Copper Tubing
- Standard Gas Piping is 1/4" Brass Tubing
- Work Surface (Sold Separately)
- * Black Epoxy Work Surface, Model 95008-XX (See below for XX)
- * # 00 - No cup sink cutouts
- * # 01 - Cup sink cutout right rear location
- * # 02 - Cup sink cutout right side location
- * # 10 - Cup sink cutout left rear location
- * # 20 - Cup sink cutout left side location
- * # 11 - Cup sink cutouts left and right rear locations
- * # 22 - Cup sink cutouts left and right side locations
- Cup Sink (Sold Separately)
- * Black Oval Polypropylene Cupsink, 3" x 6", # 4005200
- Required Accessories (Sold Separately)
- * Remote Blower
- * Supporting Base

Face Velocity (fpm)	100	80	60
100% open (28")	1640 @ 0.31"	1310 @ 0.20"	985 @ 0.11"
Static Pressure (inches of water)	62.5% open (18")	1025 @ 0.12"	820 @ 0.08"
Airflow Volumetric Rate (CFM) @		820 @ 0.08"	615 @ 0.04"

Assembly and Crating
 * Pre-Assembled
 * Palletized
 SCALE: Scaled to fit

LABCONCO CORPORATION • KANSAS CITY MO USA 64132
 800-821-5525 / 816-333-8811 • labconco.com

FUME HOODS for:

Rev	Date
Date:	June 2023
Drawing #	111800021
Drawn By:	C. Alumbaugh
Checked By:	
Approved By:	
Sheet No.	