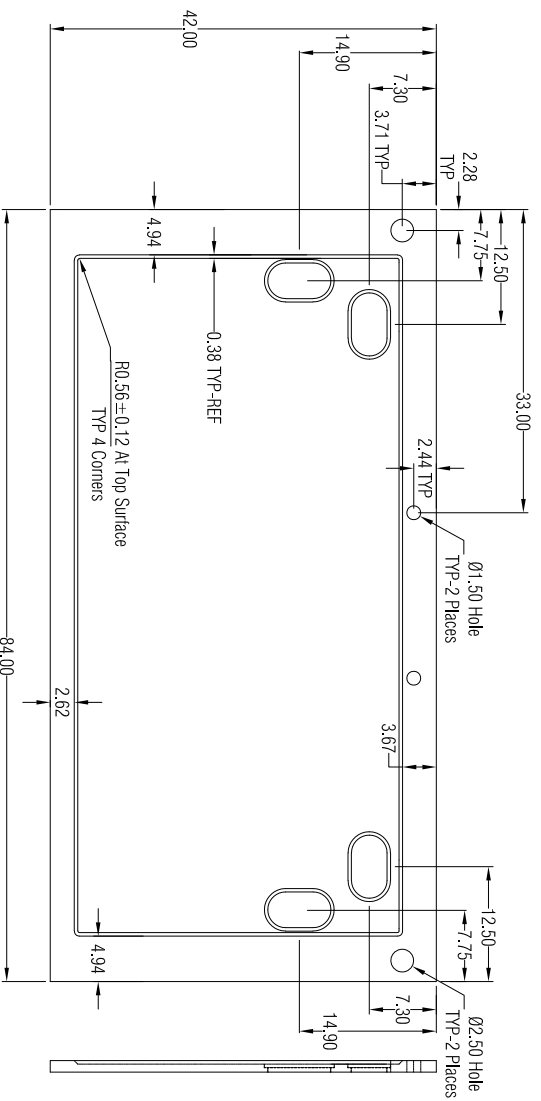
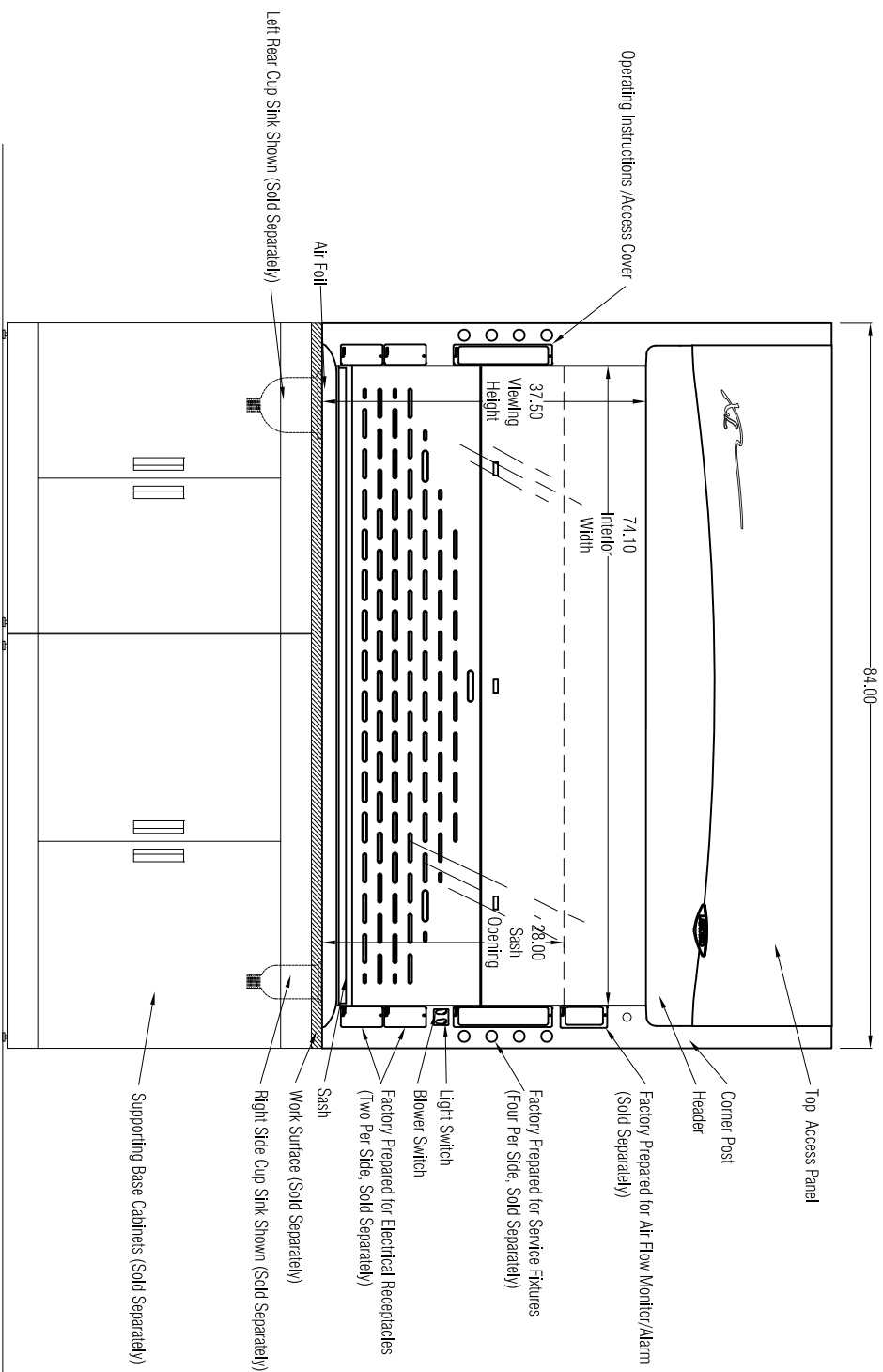


TOP VIEW

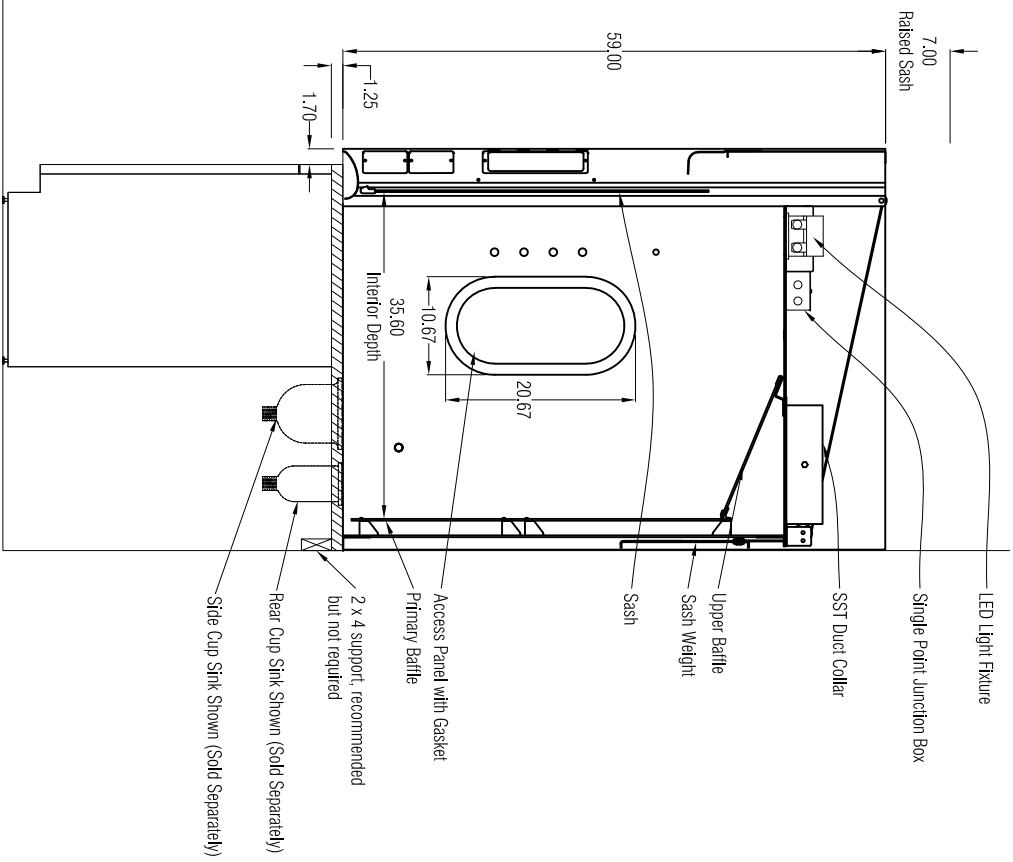


WORK SURFACE (Solid Separately) 95027-XX (See General Description) for XX value

Model number varies based on sink location selection



FRONT VIEW



SIDE VIEW

**GENERAL DESCRIPTION**

7' Protector XL Laboratory Hood, 43.7" Exterior  
Model: 111720000

- Exterior Superstructure
- Double Wall Construction \* Cold Rolled Steel
- Interior Superstructure
- Galvanized Steel (standard)
- Left / Right Facias:
- Powder Coated Steel \* Color: Glacier White
- Liner Material
- Molded Composite Sheet
- Side Panels
- Both Sides \* Removable \* Color: Glacier White
- Bottles
- Molded Composite Sheet
- Interior Access Panels
- Right and Left Sides
- Gasket Provided
- Corner Post with Access Covers
- Right and Left Sides
- Cold Rolled Steel
- Air-Foil
- Cold Rolled Steel \* Powder Coat Finish
- Sash
- Vertical Travel
- Tempered Safety Glass
- Counter Weighted and Balanced
- Pulley System
- Electrical Fixtures:
- LED Light and tubes w/ Switch
- Alarm / Monitor (Sold Separately)
- Factory Prepared for Air Flow Monitor/Alarm Wiring
- Fume Hood Wired at Factory
- Electrical Connection made inside 4x7 Junction Box
- 100-115V, 50/60 Hz
- Service Fixtures (Sold Separately)
- Factory Prepared for Service Fixtures, Four Per Side
- Work Surface (Sold Separately)
- Black Epoxy Work Surface, Model 95027-XX (See below for XX)
- # 00 - No cup sink cutouts
- # 01 - Cup sink cutout right rear location
- # 02 - Cup sink cutout right side location
- # 10 - Cup sink cutout left rear location
- # 20 - Cup sink cutout left side location
- # 11 - Cup sink cutouts left and right rear locations
- # 22 - Cup sink cutouts left and right side locations
- Cup Sink (Sold Separately)
- Black Dual Polypropylene Cupsink, 3" x 6", # 4005200
- Required Accessories (Sold Separately)
- Remote Blower
- Supporting Base

Airflow Volumetric Rate (CFM) @ Static Pressure (inches of water)	
Face Velocity (fpm)	100% open (28") 62.5% open (18")
100	1410 @ 0.23" 880 @ 0.09"
80	1125 @ 0.15" 705 @ 0.06"
60	845 @ 0.08" 525 @ 0.03"

Assembly and Crating  
\* Pre-Assembled  
\* Palletized

SCALE: Scaled to fit



LABCONCO CORPORATION • KANSAS CITY MO USA 64132  
800-821-5525 / 816-333-8811 • labconco.com

FUME HOODS for:

Rev	Date
Date:	June 2023
Drawing #	111720000
Drawn By:	C. Alumbaugh
Checked By:	
Approved By:	
Sheet No.	