


Labconco Sustainability Initiatives



Maximize Your Investment with Sustainable Lab Solutions

Sustainability is more than just a policy – it's our promise. From the initial sourcing of raw materials to the end of the product's life cycle, we are deeply committed to minimizing our environmental impact. Our commitment to sustainability ensures that our laboratory equipment not only meets the highest standards of safety and efficiency, but also supports your financial goals by **lowering operational costs** and helping you **maximize your investment**.

Our innovative range of ventilation products, including high-performance **fume hoods and biosafety cabinets**, are specifically engineered to minimize energy use. These products are integral to designing **Zero Net Energy (ZNE) labs**, which balance energy use with renewable production to help laboratories

minimize their ecological footprint while maintaining top-tier performance.

Furthermore, Labconco's laboratory glassware washers and water purification systems are optimized for **water conservation and energy efficiency**, ensuring labs can maintain high standards of cleanliness while minimizing environmental impact. With a maximum fill limit of 12.9 liters, our glassware washers can **reduce overall water consumption by up to 67%**.

We are dedicated to boosting your lab's efficiency and promoting environmental stewardship. Our goal isn't just to deliver superior lab equipment, but to cultivate a sustainable environment that supports your goals for cost-effectiveness and ecological responsibility.

Watch on demand



Sustainability Today for the Lab of Tomorrow



Green Labs Digital Summit More information

Contact us.

If you have any questions or would like to learn more about our action plan, contact us. We are interested to learn more about your interests and how we can support you. labconco@sustainability.com



Fume Hoods

Energy Usage & Cost Comparison



Ducted Fume Hoods

- Annual energy savings up to \$3,920
- Built with over 40% recycled materials
- Unique patented design drastically lowers energy cost

Ductless Fume Hoods

- Annual energy savings up to \$8,457 per hood
- Recirculate 100% of tempered room air - no exhaust to the exterior
- Integral blower further reduces energy cost

	Typical 6'	Labconco 6'	Echo 6'
Constant Air Volume (CAV) Mechanical System Sash at 28"			
Face Velocity (fpm)	100	100	60
Airflow Volume in Cubic Feet per Minute (CFM)	1250	1150	690
Annual Energy Cost*	\$8,750	\$8,050	\$4,830
15-Year Lifetime Cost*	\$131,250	\$120,750	\$72,450
Annual Energy Cost Savings*	—	\$700	\$3,920
15-Year Lifetime Cost Savings*	—	\$10,500	\$58,800
Constant Air Volume (CAV) Mechanical System Sash at 18"			
Face Velocity (fpm)	100	100	60
Airflow Volume in Cubic Feet per Minute (CFM)	785	735	430
Annual Energy Cost*	\$5,495	\$5,145	\$3,010
15-Year Lifetime Cost*	\$82,425	\$77,175	\$45,150
Annual Energy Cost Savings*	—	\$350	\$2,485
15-Year Lifetime Cost Savings*	—	\$5,250	\$37,275
Variable Air Volume (VAV) Mechanical System			
Face Velocity (fpm)	100	100	60
Airflow Volume at 18" in Cubic Feet per Minute (CFM)	785	735	430
Annual Energy Cost**	\$4,037	\$3,803	\$2,380
15-Year Lifetime Cost**	\$60,550	\$57,050	\$35,700
Annual Energy Cost Savings**	—	\$234	\$1,657
15-Year Lifetime Cost Savings**	—	\$3,500	\$24,850

*Based on average annual dollars per CFM of \$7.00, fume hood operating 24 hours a day and 5 days per week (6240 hours per year). Average annual dollars per CFM range from \$5.00 to \$12.00 depending on geographic location.





**Based on 8 hours per day at 18" sash opening and remaining time with sash closed. Closed sash air volume is based on 200 air changes per hour (ACH) and \$0.0000187/ft³ air.



Biosafety Cabinets

Energy Usage & Cost Comparison



-  Uses only 50-70% of the energy required by other leading biosafety cabinet manufacturers
-  Extended motor life (15+ years) and filter life (15+ years^{***}) reduces waste and service needs
-  Built with more than 55% recycled materials
-  95% of materials can be recycled after the product's useful life

A2 Operating Cost Comparison

BSC Energy Usage*	Labconco A2	Other Cabinet A	Other Cabinet B	Other Cabinet C
Motor Type	ECM	AC 3-Phase	ECM	ECM
Energy Consumption (watts)	180	414	299	180
Annual Energy Cost**	\$49.53	\$113.93	\$82.28	\$49.53
Annual Certification	\$250	\$250	\$250	\$250
Filter Change(s)	\$1,500	\$1,500	\$1,500	\$3,000
15-year Operational Cost	\$5,993	\$6,959	\$6,484	\$7,493

Labconco's Axiom Type C1 BSCs offer energy savings unlike any other cabinet without compromising safety. Versus Type B2 cabinets, Type C1 cabinets run at just 50% operating cost.

Exhausted BSC Savings Comparison

BSC Type*	Axiom Type C1	Type B2	Type A2 (Canopied)
Exhaust Volume (CFM)	387	852	385
Annual Cost†	\$3,096	\$6,816	\$3,080
15 Year Cost†	\$46,400	\$102,240	\$46,200

†Based on \$8/CFM/year



Recycled Origins, Recycled Future

Logic and Axiom biosafety cabinets use a significant portion of reclaimed steel throughout. Responsible and sustainable material selection provide a low environmental-impact, high hazard-containment solution that makes a world of difference.

*Based on 4-ft, 8" sash opening BSC, recirculating

**Based on 8-hr day, 2080 hours per year at \$0.1323/kWh

***With typical life science applications, e.g. cell culture



Glassware Washers

Energy Usage & Cost Comparison



- Built with about 51% recycled materials
- 78% of materials can be recycled after the product's useful life

	Hand Washing	A	B	Labconco
Water Use Costs				
Gallons of Water Consumed	40	16.6	18.6	17
Tap/DI Water Cost	\$0.40	\$0.11	\$0.12	\$0.13
DI Water Cost	\$1.98	\$1.83	\$2.05	\$1.12
Labor Cost†	\$28	\$1.75	\$1.75	\$1.75
Detergent Cost	\$0.88	\$0.44	\$0.44	\$0.44
Energy to Heat Water Cost	\$0.48	\$0.10	\$0.22	\$0.20
Total Operational Cost**	\$31.74	\$4.23	\$4.58	\$3.65
10-Year Lifetime Costs†				
Gallons of Water Consumed	104,000	43,160	48,360	44,200
Tap Water Cost	\$1,040	\$286	\$312	\$348
DI Water Cost	\$5,148	\$4,753	\$5,320	\$2,917
Labor Cost	\$72,800	\$4,550	\$4,550	\$4,550
Detergent Cost	\$2,288	\$1,144	\$1,144	\$1,144
Energy to Heat Water Cost	\$1,248	\$259	\$572	\$530
Total Operational Cost**	\$82,524	\$10,993	\$11,898	\$9,490
Maintenance Costs				
Qualification Document	n/a	\$4,000††	\$4,000††	No Charge
Qualification Validation	n/a	Included	Included	\$3,000††
Service Cost	n/a	\$750	\$750	\$750
Replacement Parts	n/a	\$200	\$200	\$200
Total Maintenance Costs	\$0	\$5,100	\$5,100	\$4,100
Cost Savings				
Total Lifetime Cost (Operational + Maintenance)	\$82,524	\$16,093	\$16,998	🌱 \$13,590

*All percentages are based on weight of components vs total weight of a single undercounter FlaskScrubber.

**Water consumption based washing 60 pieces of labware using the "Glass" Factory setting on a Labconco FlaskScrubber or using related cycles from other brands. Cold tap water rate at \$0.01 per gallon. Pure water (DI) rate at (\$0.33 per gallon).

†Technician pay of \$14/hour (roughly \$30,000 annually)

††Optional services for Installation, Operation, and Performance Qualification Document Pack and/or Validation Service based on several quotes from third party agencies.



Freeze Dryers

Energy Efficiencies & Responsible Refrigerants



- Built with over 47% recycled materials
- Uses CFC and HCFC free refrigerants. Select models feature low GWP refrigerants compliant with EU directives
- Preserves samples for storage at room temperature. Saving up to \$1,000 per year vs running an ULT freezer

- Shelf-stable freeze dried samples eliminate the need for ultra low temperature freezers, saving \$750 to \$1,000 in energy consumption per year.
- End point detection prevents excessive run times per batch providing an energy savings along with more efficient use of equipment.
- A cold trap captures environmental contaminants instead of exhausting them into the environment.
- High-quality materials result in extended service life.



Scroll pumps consume ~50% of the power and generate ~50% of the heat when compared to other popular vacuum pump types. It eliminates potential hydrocarbons from contaminating samples in the room, and does not require the consumable oils that other pumps use.

Labconco Sustainability Products

LEED Credits and Projects



Fume Hoods

Requires 45% less air than conventional fume hoods



Biosafety Cabinets

Uses 60% less energy and emits far less heat than similar cabinets



Glassware Washers

Reduces potable water usage over hand washing

LEED Category	LEED Credit	Fume Hoods	Biosafety Cabinets	Glassware Washers
Energy & Atmosphere (EA)	Optimize Energy Performance	•	•	
Materials & Resources (MR)	Recycled Content	•	•	•
	Regional Materials*	•	•	•
Innovation (ID)	Innovation in Design	•	•	•

Average Recycled Content

	Fume Hoods	Biosafety Cabinets	Glassware Washers	Freeze Dryers
Pre-Consumer	7%	8.5%	6.6%	5.4%
Post-Consumer	38.1%	53.1%	48.2%	45.2%
Total*	41.6%	57.3%	51.4%	47.9%
Recyclable Content	70.1%	94.9%	77.6%	85%

LEED green projects.

Working on a LEED green project? Our LEED green associates are here to help with sustainability practices, equipment, recycled materials details and more. labconco@sustainability.com

*Total = Post-Consumer + Pre-Consumer/2). The sum of post-consumer recycled content plus one-half of the post-industrial content

**If project is located within 500 miles of Labconco. **Recyclable content measured in accordance with USGBC guidelines. Labconco fume hoods, biosafety cabinets, freeze dryers and glassware washers are built from at least 40% recycled* materials, with their recyclable content at least 70% of finished product weight (LEED Program by USGBC).

**Visit labconco.com to request information
for all Labconco products.**

LABCONCO CORPORATION

labconco.com

©2024 LABCONCO CORPORATION

Product design subject to change without notice.

2-87-8/27/25

